

RB-2 BASE



INDUSTRIAL APPLICATIONS IN
LOGISTICS & CONSTRUCTION

ROBUSTNESS & HIGH PAYLOAD

LOGISTICS, WAREHOUSES & OTHER
INTRA-LOGISTICS APPLICATIONS

ROBOTICS FOR CONSTRUCTION

APPLICATIONS IN HARSH ENVIRONMENTS

OPTIONS

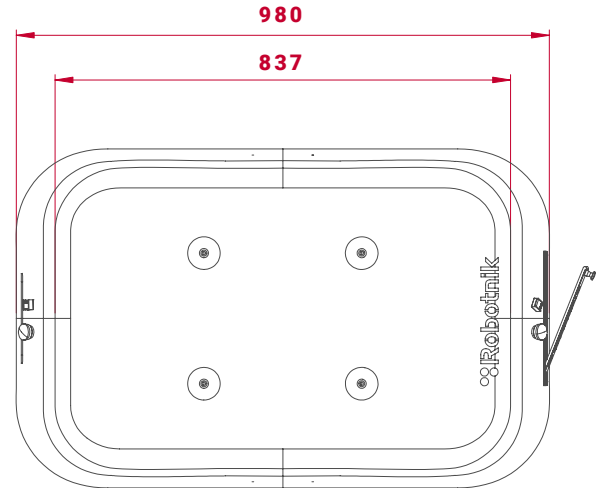
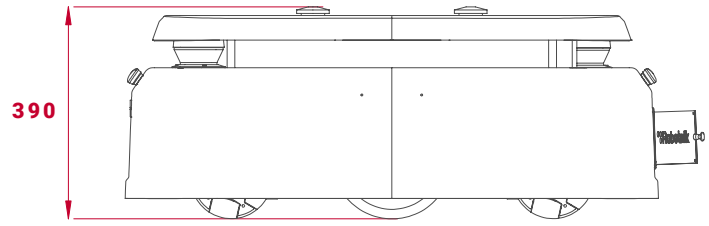
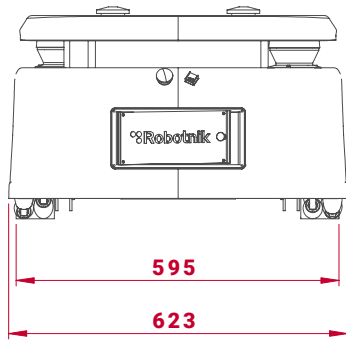
DOCKING STATION

LIFTING UNIT

DIGITAL & ANALOG I/O MODULE

MAGNETIC GUIDE SENSORS





TECHNICAL SPECIFICATIONS

MECHANICAL

Dimensions **990 x 623 x 390 mm**

Weight **95 Kg**

Payload **200 Kg**

Speed **1,7 m/s**

Enclosure class **IP54**

Autonomy **10 h**

Batteries **LiFePO₄ 40Ah@48V**

Traction motors **2 x 1.000 W**

Temperature range **0°C to +45°C**

Lifting unit range (opt.) **50 mm**

Max. Slope **12 %**

PC

Processor **7th generation Intel i5**

RAM **8 Gb**

Hard Drive **SSD 120 Gb**

CONTROL

Controller **Open architecture ROS
Embedded PC with Linux**

Communication **WiFi 802.11n/Radio/Cable**

Connectivity **Ethernet/USB External ports/
HDMI**